

KIRTON PRIMARY SCHOOL

TERM 2 NEWSLETTER 2024



NURSERY



November 2024

Dear Parents and Carers

Welcome back to Term 2; we hope you all enjoyed the break. The children have been very eager to share their experiences with us. It was amazing to hear what they had got up to during half-term.

Our Theme

Our theme this term is 'Sky and Space'. This term we will be enjoying lots of new stories. We have kick-started this term by reading the following stories:



The children will be investigating the weather, seasons, and exploring knowledge and sharing ideas about what they might see in the sky. The children will also become scientists and astronauts, 'fly to the moon' and delve deep into imaginary play, nurturing their natural sense of curiosity and wonder.

To finish our term, we will be focusing on Christmas and the Nativity. This gives the children the opportunity to learn more about the meaning of the Christian festival, celebrating the birth of Jesus. There will also be a festive surprise for parents and carers. More information on this will follow.



The children will be taking part in World Nursery Rhyme Week. This year the children will be taking part in a 'Rhyme a Day' challenge where they will be playing instruments, singing and dancing to a different nursery rhyme each day.

Reminders



As we are moving towards the winter months, the children will continue to spend lots of time outside in the garden. They will be going on adventures with the Gruffalo's



Child and Stick Man so please ensure your child always comes to nursery with appropriate outdoor clothing, so they are able to participate fully in all their outdoor learning experiences.

Waterproof coats, hats, scarves and gloves are very beneficial as the children will be outside in all weathers. Where possible, please ensure your child is able to manage the fastenings on their shoes and coats and is able to have a good go at wiggling fingers into their gloves.

Please continue to name all your child's belongings.

Christmas Performance

This year, Nursery children will be performing a festive surprise! This time of year, is very exciting to many and we wish to capture this excitement and energy in a special performance. We will be sending home further information regarding details of this over the next few weeks.

Important Dates

- 04.11.24 - First day of term 2
- 11.11.24 - World Nursery Rhyme Week
- 13.12.24 - Nursery Christmas Performance 2pm
- 18.12.24 - Children's Christmas Dinner
- 20.12.24 - Last day of term 2
- 06.01.25 - First day of term 3

Yours sincerely

Ms Reynolds
Nursery Teacher



NURSERY

HOW YOU CAN SUPPORT YOUR CHILD'S LEARNING THIS TERM:

- On winter mornings, the ground often looks white with frost. Ask a grown-up to help you investigate the frost and find out what it is and where it comes from.
- Using everyday objects, ask your child which sounds do these start with and whether they can hear the first sounds in other words.
- Help an adult to measure ingredients for baking or cooking following a recipe.

Go on a winter walk with a grown-up and look around to see the things that have changed since the summer.



Plan a tea party on the moon for the aliens. You could draw pictures of the food you want at the party. Think about what kind of food an alien might like - star biscuits, rocket jelly or moon cheese balls, the possibilities are endless!



Create a vehicle that you could use to travel into space. What would it look like? You could create a rocket using cardboard tubes, a spacecraft using old boxes or you could design a different type of vehicle to get you there!





NURSERY



Edible Sparklers

Ingredients

Breadsticks
Slab of milk or dark chocolate (for melting)
1 tbsp of honey
Cake sprinkles
Hundreds and thousands

Equipment

Microwavable bowl or saucepan
Microwave or hob
Wooden spoon
Tablespoon
Bowls for dipping
Jug

Method


1. With the help of an adult, melt the chocolate in a microwavable bowl in the microwave or over the hob in a saucepan.
2. Add some honey to the chocolate so that it stays runny for longer!
3. Dip the end of your breadstick into the runny chocolate.
4. Cover the chocolatey end with sprinkles and hundreds and thousands.
5. Leave the chocolate to set by standing the breadstick (chocolate end up) in a jug.
6. When set, enjoy eating your edible sparkler!





NURSERY

Draw the Weather



1. Today it is sunny.



2. Today it is windy.



3. Today it is cloudy.



4. Today it is raining.



5. Today it is snowy.















NURSERY

Winter I Spy and Count to 10

Count the number of each type of winter picture and write the numeral in the box.

				
<input type="text"/>	<input type="text"/>	<input type="text"/>	<input type="text"/>	<input type="text"/>
				
<input type="text"/>	<input type="text"/>	<input type="text"/>	<input type="text"/>	<input type="text"/>

