

KIRTON PRIMARY SCHOOL

TERM 4 NEWSLETTER 2025



YEAR 6

Dear Parents and Carers,

We would like to welcome you to the start of our fourth term. We are really excited for the term ahead.

Our Topic

In Term 4 we will be learning all about 'The Amazon'. In this unit, children find out about the Amazon region of South America, considering what it is like to live in the region as well as how it is being damaged and how it can be protected.

In science, we will be learning about Our Changing World, and in RE we will be looking into themes based around "Beautiful World, wonderful God", which will include Christianity, Judaism, Islam and Hinduism.

Maths

In maths lessons, children will be learning about fractions, capacity and volume, ratio and proportion, translation and reflection as well as different forms of problem solving.

In order to support your child, you could look at the use of numbers in everyday life: cooking using fractions to measure the ingredients and using time in everyday experiences.

It would really support your child if they were confident with their times tables. This would help them in all areas of maths. This term your child needs to learn the corresponding division facts for the times tables up to 12×12 ; multiplication and division problems involving multiples of 10; and multiplication and division problems involving multiples of 100.

English

In English, we will be learning about non-chronological reports, developing our own mythical creature and constructing a care guide to accompany it.

In order to support your child, you could look at different non-fiction texts about caring for animals, the Amazon rainforest, river, and basin, and exotic animal species.

The spellings that your child will be learning this term will be sent home each week; it would be really useful if you could help your child to learn these spellings.

Please encourage your child to read at home every day and ask them questions about what they are reading at every opportunity. We aim to change books regularly. Children are now able to access texts via their Reading Plus account and are able to quiz their books using Read2Succeed at home.

Your child may bring a water bottle to school. Please ensure the bottle is clearly named and only contains water.

PE

Our PE day is on Friday. Please ensure that your child has the appropriate PE kit. For outdoor games, the children need plain black/navy tracksuit bottoms, a plain white t-shirt, a plain sweatshirt and trainers. For indoor PE, the children need plain black/navy shorts, a plain white t-shirt and plimsolls. Every item needs to be clearly labelled and in a bag that will remain in school every day. Kits will be taken home to be washed at the end of each term. No items should be taken home during the term.

Homework

Homework is set on a Friday and will continue to support your child's education. It will include weekly maths and English activities as well as reading, some spelling investigations and multiplication facts. If there are ever any problems about the homework, please come and see us as soon as possible.

Important Dates

24.02.25 – First day of term 4
04.03.25-06.03.25 – Book Fair
06.03.25 – World Book Day
21.03.25 – Red Nose Day
04.04.25 – Last day of term 4
22.04.25 – First day of term 5

KIRTON PRIMARY SCHOOL

TERM 4 NEWSLETTER 2025



YEAR 6

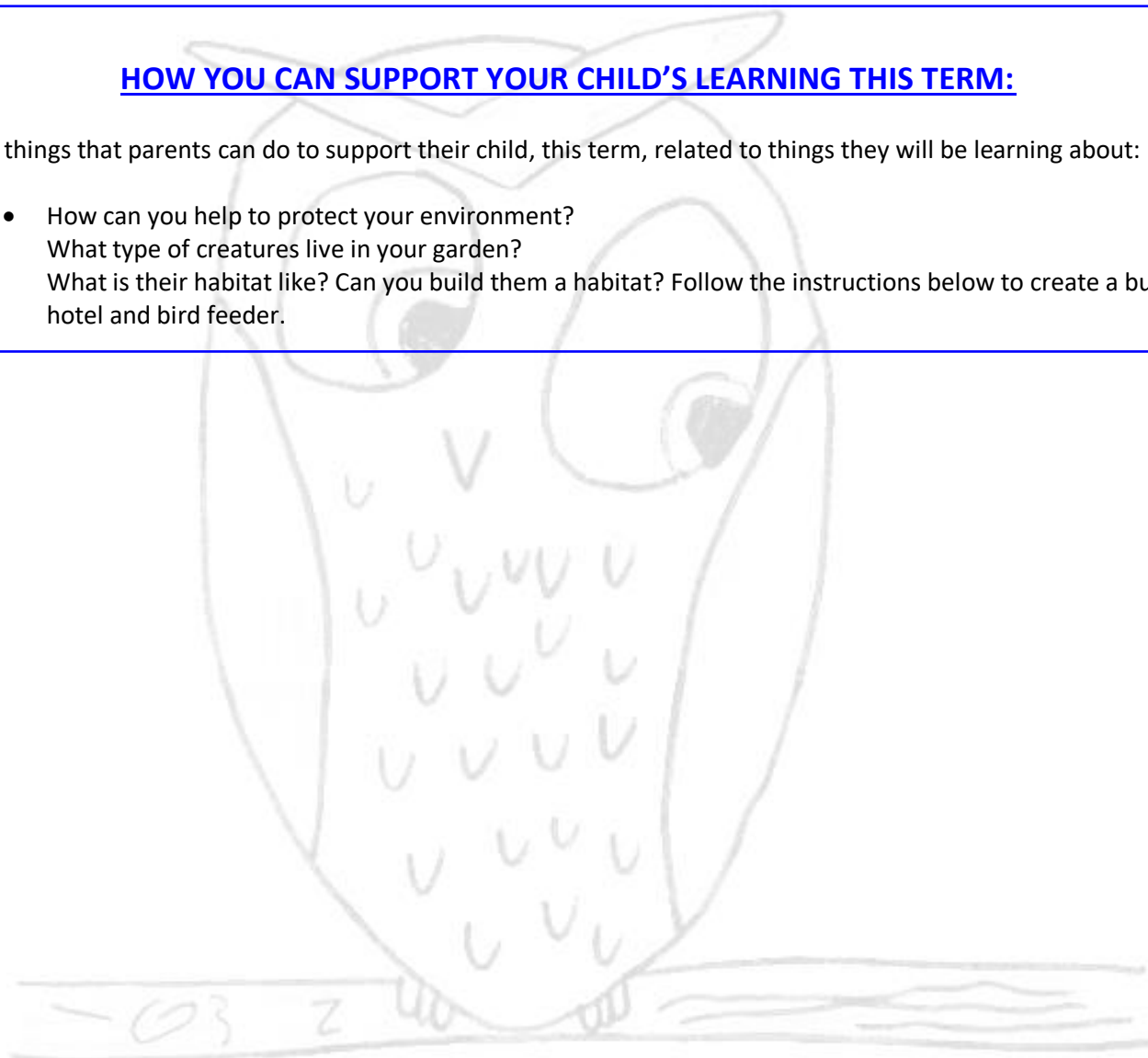
Yours sincerely

Miss Wilkinson, Ms Houghton and Mr Stanfield
Year 6 Class Teachers

HOW YOU CAN SUPPORT YOUR CHILD'S LEARNING THIS TERM:

Key things that parents can do to support their child, this term, related to things they will be learning about:

- How can you help to protect your environment?
What type of creatures live in your garden?
What is their habitat like? Can you build them a habitat? Follow the instructions below to create a bug hotel and bird feeder.





YEAR 6

Instructions for growing Sunflowers...

Sowing sunflower seeds

1. Put some damp soil in a plastic cup so it comes up almost to the top. ...
2. Drop a **sunflower seed** into the hole. ...
3. Put the cup on a sunny windowsill. ...
4. Your plant should pop up through the soil after about 1 or 2 weeks. ...
5. When your plants grow too big for the cups, plant them in bigger flowerpots.

Prizes for the tallest sunflower will be awarded in the last week of term.





How to build a bug hotel



wildlife
watch

You will need:

- Wooden pallets x4



- Bricks



- Plastic bottles



- Bamboo canes and/or plastic straws



- Straw



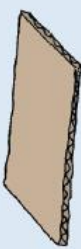
- Leaves



- Tiles



- Cardboard



- Stones/pebbles

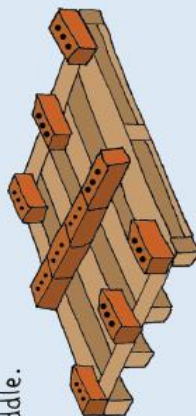


- Twigs/loose bark



1

Place a wooden pallet in your chosen location. On top of the pallet, line bricks around the corners and across the middle.



2

Place your next pallet on top of this and repeat the process for all of your pallets.



3

Cut off the top two-thirds of your bottles. Fill up half of them with bamboo canes/plastic straws and the other half with rolled up cardboard. Place these inside the hotel.



4

Fill in the remaining spaces with bricks, leaves, pebbles, stones, tiles, loose bark and straw.



5

Add in any extra materials that you want to recycle e.g. old pipes, carpeting, toilet tubes, old plant pots. Be creative - add a welcome sign or give your hotel a name!



Illustration: Corinne Welch © Copyright Royal Society of Wildlife Trusts 2015

www.wildlifewatch.org.uk

KIRTON PRIMARY SCHOOL

TERM 4 NEWSLETTER 2025




YEAR 6

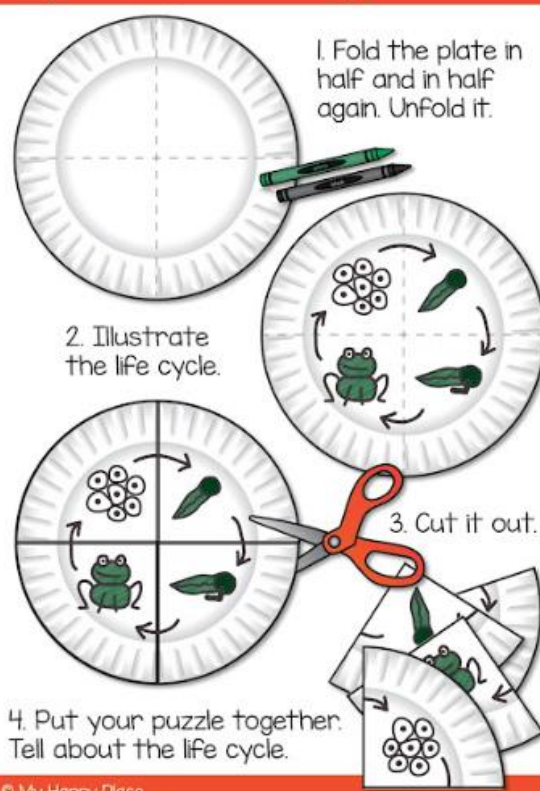
Lifecycles:

Find out about the different stages in the lifecycle of an animal (or plant) of your choice. Present your lifecycle in an engaging and interesting way.

Below are some ideas to help you. Remember to include images, labels and lots of detail. Bring your creation in to share during science lessons.



Paper Plate Life Cycle Puzzle



© My Happy Place



KIRTON PRIMARY SCHOOL

TERM 4 NEWSLETTER 2025



YEAR 6

N	S	E	S	I	L	A	V	U	A	G	W	S	N
O	N	N	O	S	S	I	O	B	A	L	L	O	N
S	E	A	U	R	C	A	S	Q	U	E	T	T	E
S	M	R	Z	B	B	M	T	M	K	Y	T	N	X
I	M	V	I	U	W	G	A	X	A	T	X	A	M
O	N	A	T	A	T	I	O	N	C	Z	B	L	B
P	V	E	G	A	L	L	I	U	Q	O	C	O	A
N	H	M	H	L	W	O	E	N	M	S	I	V	L
L	K	A	O	G	E	L	S	B	G	R	E	F	E
I	F	T	R	U	L	S	H	N	L	H	S	R	I
P	L	A	G	E	E	U	O	S	A	B	L	E	N
I	A	A	P	S	O	T	R	M	Y	R	Y	C	E
X	V	N	T	I	Z	Y	T	B	T	Z	C	W	X
X	J	B	S	Z	E	T	T	E	I	V	R	E	S

ALGUES
BALEINE
BALLON
BATEAU
BOISSON
CASQUETTE

CERF VOLANT
COQUILLAGE
ECRAN SOLAIRE
MAILLOT
MOUETTE
NATATION

PELLE
PHARE
PLAGE
POISSON
SABLE
SEAU

SERVIETTE
SHORT
TONGS
TUBA
VALISES
VAGUE