

# KIRTON PRIMARY SCHOOL

## TERM 4 NEWSLETTER 2024



### YEAR 5

February 2024

Dear Parents and Carers

We would like to welcome all the children back to Kirton Primary for another exciting term of enjoyable learning.

#### **Our Topic**

##### *Term 4: Imports and Exports*

During Term 4, the children will find out about the UK's global trade links, investigate where everyday products come from and the journeys they take to reach our homes. Year 5 will map the journeys taken by items, and research the advantages and disadvantages of buying local or imported goods.

Alongside the main topic, Year 5 will be learning lots about lifecycles and habitats.

We will also be looking at animals, including humans, to be able to describe the changes as they develop from birth to old age. Every year, this is a great subject that children question intensely and gain a lot of information from.

We will be sending home some sunflower seeds and peat / soil with some planting instructions. Could you help your child to grow the plants and keep a growth journal about its height and appearance?

If your child would like to create a still-life piece of art, based on the grown plant, that would be fabulous. This could be done using pencils or paint. Please send any art work in to school for us to share with the class. Year 5 will be visiting the Lincolnshire Wildlife Park to learn even more about animals and their lifecycles.

#### **Maths and English**

In Maths lessons, children will be learning about: fractions and percentages; how to interpret data from graph and time tables and also how to work with numbers with decimals.

In order to support your child, you could get them to help you look up train or bus times for a journey. If you are planning a family summer holiday or a short break, perhaps your child could help you cost the trip.

As always, it would really help your child if they were super-confident with their times tables and associated division facts. This would help them in all areas of Maths. This term, your child needs to be able to rapidly recall times tables (up to 12x) and then calculate related facts concerning multiples of 10, 100 and 1000 of these numbers. For example, if  $6 \times 8 = 48$  then they should work out that  $60 \times 80 = 4800$ .

In English, we will be learning about how to use embedded clauses and different verb tenses, and apply this knowledge to writing reports, persuasive arguments and engaging scene descriptions.

In order to support your child, you might encourage them to read more and question them on the books they are reading. Please encourage your child to read at home every day for at least 15 minutes. If your child has a book that was given to them as a present, please let them bring the book into school so we can check if they can use the wonderful Read 2 Succeed programme to find out how much they enjoyed it.

The spellings your child will be learning this term can be accessed through our school website; it would be really useful if you helped your child to learn these spellings.

Your child may bring a water bottle to school. Please ensure the bottle is clearly named and only contains water.

#### **PE**

Our PE days are still Tuesday, Wednesday and Thursday. Please ensure that your child has the appropriate PE kit. For outdoor games, the children need plain black/navy tracksuit bottoms, a plain white t-shirt, a plain sweatshirt and trainers. For indoor PE, the children need plain black/navy shorts, and a plain white t-shirt. Every item needs to be clearly labelled and in a bag that will remain in school every day. Kits will be taken home to be washed at the end of each term.

# KIRTON PRIMARY SCHOOL

## TERM 4 NEWSLETTER 2024



### YEAR 5

No items should be taken home during the term.

#### Homework

Homework continues to be set on a Wednesday and will continue to support your child's education. It will include weekly Maths and English activities. If there are ever any problems about the homework, please come and see us as soon as possible (parents or children).

#### Important Dates

- 19.02.24 – First day of term 4
- 05.03.24 - Trip to the Skegness Eco Centre
- 05.03.24 - 08.03.24 – School Book Fair
- 07.03.24 – World Book Day
- 15.03.24 – Comic Relief (more information to follow)
- 28.03.24 - Last day of term 4
- 15.04.24 - First day of term 5

Yours sincerely

Mr Greaves      Ms Houghton      Mr Norton  
**Year 5 Class Teachers**

### HOW YOU CAN SUPPORT YOUR CHILD'S LEARNING THIS TERM:

Key things that parents can do to support their child, this term, related to things they will be learning about:

- Take a walk with your child and identify animals (large and small) so you can discuss habitats and lifecycles with them. Can you encourage your child to produce some incredible artwork depicting what they saw? They can bring this in and show it to the class.
- If there is a news report about wildlife, motivate your child to watch, listen, learn and then bring this information into school for discussion with adults and their class.
- Help your child to grow the sunflower (provided) and record details about its growth and appearance. The children could use a table, a line graph or simply write a few bullet points. The choice is theirs.
- Could you help your child to build a "Bug Hotel" – there are some instructions attached but feel free to amend and make this unique!
- Research the different stages in the lifecycle of your favourite animal or plant, present your lifecycle in an interesting, creative way – there are some ideas attached that might help inspire you.
- Try to complete the Summer themed French wordsearch attached.



YEAR 5

## Instructions for growing Sunflowers...

### Sowing sunflower seeds

1. Put some damp soil in a plastic cup so it comes up almost to the top. ...
2. Drop a **sunflower seed** into the hole. ...
3. Put the cup on a sunny windowsill. ...
4. Your plant should pop up through the soil after about 1 or 2 weeks. ...
5. When your plants grow too big for the cups, plant them in bigger flowerpots.

Prizes for the tallest sunflower will be awarded in the last week of term.





Illustrations: Corinne Welch © Copyright Royal Society of Wildlife Trusts 2015



# How to build a bug hotel

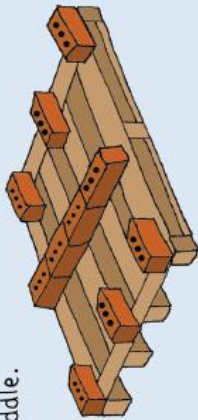
wildlife  
watch



## You will need:

- Wooden pallets x4
- Bricks
- Plastic bottles
- Bamboo canes and/or plastic straws
- Straw
- Leaves
- Tiles
- Cardboard
- Stones/pebbles
- Twigs/loose bark

1 Place a wooden pallet in your chosen location. On top of the pallet, line bricks around the corners and across the middle.



2 Place your next pallet on top of this and repeat the process for all of your pallets.



3 Cut off the top two-thirds of your bottles. Fill up half of them with bamboo canes/plastic straws and the other half with rolled up cardboard. Place these inside the hotel.



4 Fill in the remaining spaces with bricks, leaves, pebbles, stones, tiles, loose bark and straw.



5 Add in any extra materials that you want to recycle e.g. old pipes, carpeting, toilet tubes, old plant pots. Be creative - add a welcome sign or give your hotel a name!






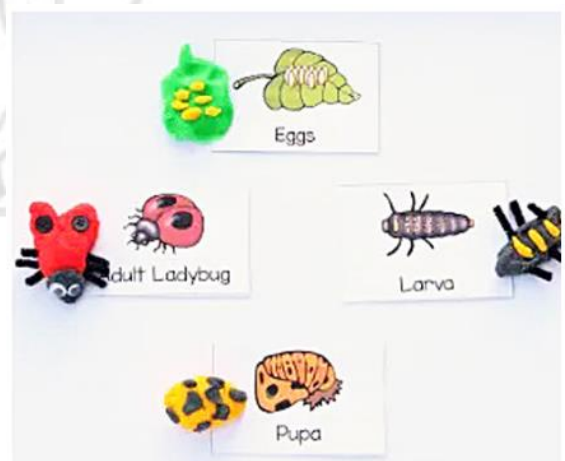
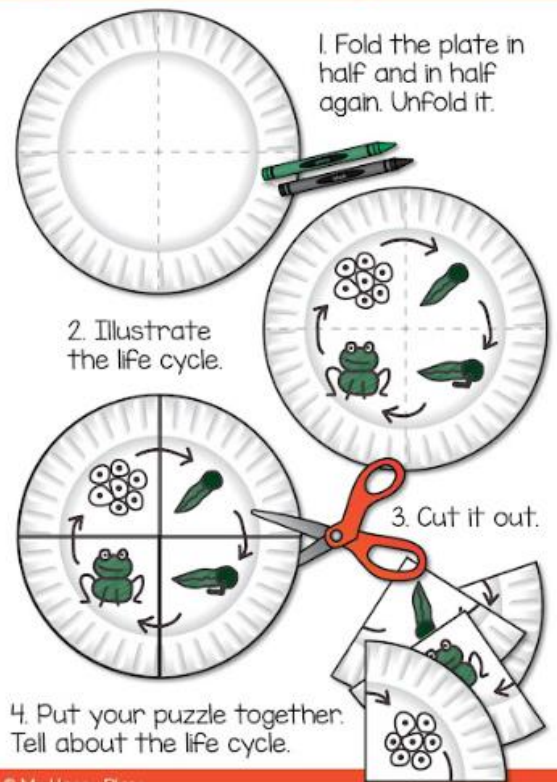
YEAR 5

**Lifecycles:**

Find out about the different stages in the lifecycle of an animal (or plant) of your choice. Present your lifecycle in an engaging and interesting way. Below are some ideas to help you. Remember to include images, labels and lots of detail. Bring your creation in to share during science lessons.



**Paper Plate Life Cycle Puzzle**



# KIRTON PRIMARY SCHOOL

## TERM 4 NEWSLETTER 2024



YEAR 5

N	S	E	S	I	L	A	V	U	A	G	W	S	N
O	N	N	O	S	S	I	O	B	A	L	L	O	N
S	E	A	U	R	C	A	S	Q	U	E	T	T	E
S	M	R	Z	B	B	M	T	M	K	Y	T	N	X
I	M	V	I	U	W	G	A	X	A	T	X	A	M
O	N	A	T	A	T	I	O	N	C	Z	B	L	B
P	V	E	G	A	L	L	I	U	Q	O	C	O	A
N	H	M	H	L	W	O	E	N	M	S	I	V	L
L	K	A	O	G	E	L	S	B	G	R	E	F	E
I	F	T	R	U	L	S	H	N	L	H	S	R	I
P	L	A	G	E	E	U	O	S	A	B	L	E	N
I	A	A	P	S	O	T	R	M	Y	R	Y	C	E
X	V	N	T	I	Z	Y	T	B	T	Z	C	W	X
X	J	B	S	Z	E	T	T	E	I	V	R	E	S

ALGUES  
BALEINE  
BALLON  
BATEAU  
BOISSON  
CASQUETTE

CERF VOLANT  
COQUILLAGE  
ECRAN SOLAIRE  
MAILLOT  
MOUETTE  
NATATION

PELLE  
PHARE  
PLAGE  
POISSON  
SABLE  
SEAU

SERVIETTE  
SHORT  
TONGS  
TUBA  
VALISES  
VAGUE