

# KIRTON PRIMARY SCHOOL

## TERM 2 NEWSLETTER 2024



### YEAR 6

November 2024

Dear Parents and Carers,

We would like to welcome you to the start of our second term. We are really excited for the term ahead.

#### **Our Topic**

Term 2: Impact of War

Our topic primarily looks at the Impact of the war during World War Two. The children will investigate how people (including children) were affected during this time, how the war began as well as looking at the geographical location of the countries that were involved. We will also be looking at how propaganda was used during the war.

#### **Maths and English**

In maths lessons, children will be learning about: units of measure, fractions, decimals and percentages, as well as different forms of problem solving.

In order to support your child, you could look at the use of numbers in everyday life: cooking using fractions to measure the ingredients and using time in everyday experiences.

It would really support your child if they were confident with their times tables. This would help them in all areas of maths. This term your child needs to learn the: corresponding division facts for the times tables up to 12 x 12; multiplication and division problems involving multiples of 10; and multiplication and division problems involving multiples of 100.

In English, we will be learning about: newspapers, diaries and instruction writing.

In order to support your child, you could look at the different newspapers that are available and look at different forms of instructions – perhaps following a set of instructions to make something delicious.

The spellings that your child will be learning this term will be sent home with their weekly homework; it would be really useful if you could help your child to learn these spellings.

Please encourage your child to read at home every day and ask them questions about what they are reading at every opportunity. We aim to change books regularly.

Your child may bring a water bottle to school. Please ensure the bottle is clearly named and only contains water.

#### **PE**

Our PE day is on Friday. Please ensure that your child has the appropriate PE kit. For outdoor games, the children need plain black/navy tracksuit bottoms, a plain white t-shirt, a plain sweatshirt and trainers. For indoor PE, the children need plain black/navy shorts, a plain white t-shirt and plimsolls. Every item needs to be clearly labelled and in a bag that will remain in school every day. Kits will be taken home to be washed at the end of each term. No items should be taken home during the term.

#### **Homework**

Homework is set on a Friday and will continue to support your child's education. It will include weekly maths and English activities as well as reading, some spelling investigations and multiplication facts. If there are ever any problems about the homework, please come and see us as soon as possible.

# KIRTON PRIMARY SCHOOL

## TERM 2 NEWSLETTER 2024



### YEAR 6

#### HOW YOU CAN SUPPORT YOUR CHILD'S LEARNING THIS TERM:

- Why not try to make a 3D model of a wartime aeroplane? Research the different types of planes during the war and select your favourite style to recreate. You could use recycling around your home to build the structure or you could try to make the 3D paper model of the planes below.
- *You could write a secret message using morse code and ask your friends and family to try and crack it!*
- *Using the template below, you could have a go at sketching a spitfire aeroplane. To accompany it, you could investigate how these planes were made and what they were used for.*
- *Try and build your own air raid shelter using the template below. You could also conduct your own research and find out why air raid shelters were needed and how they were built.*

#### Important Dates

04.11.24 - First day of term 2

16.12.24 - Y4 – Y6 Carol Service at church 2.15pm

18.12.24 - Children's Christmas dinner

20.12.24 - Last day of term 2

06.01.25 - First day of term 3

Yours sincerely,

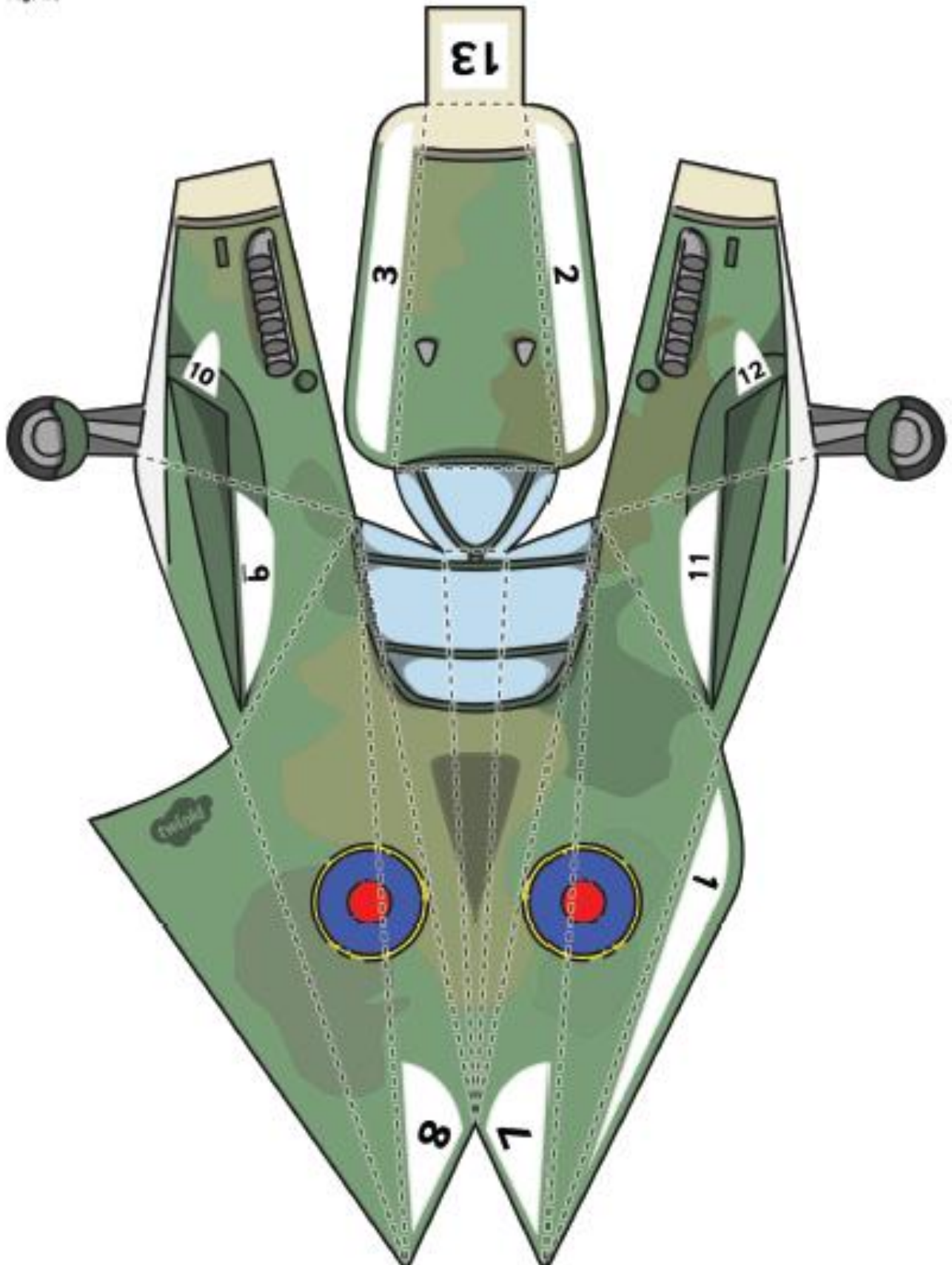
Miss Wilkinson    Ms Houghton    Mr Stanfield

**Year 6 Class Teachers**



**YEAR 6**

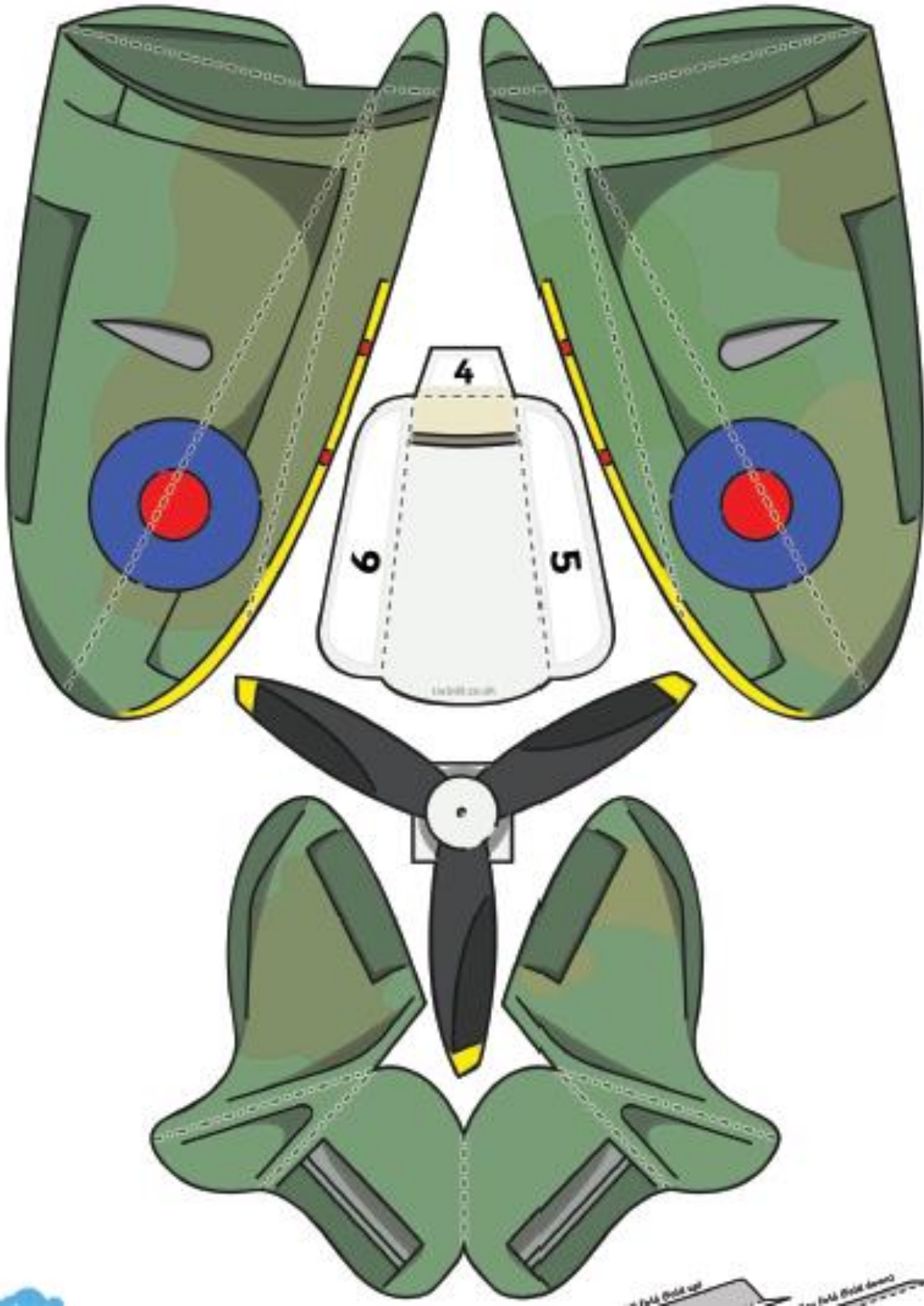
**Spitfire Paper Model**  
Page 1/2





**YEAR 6**

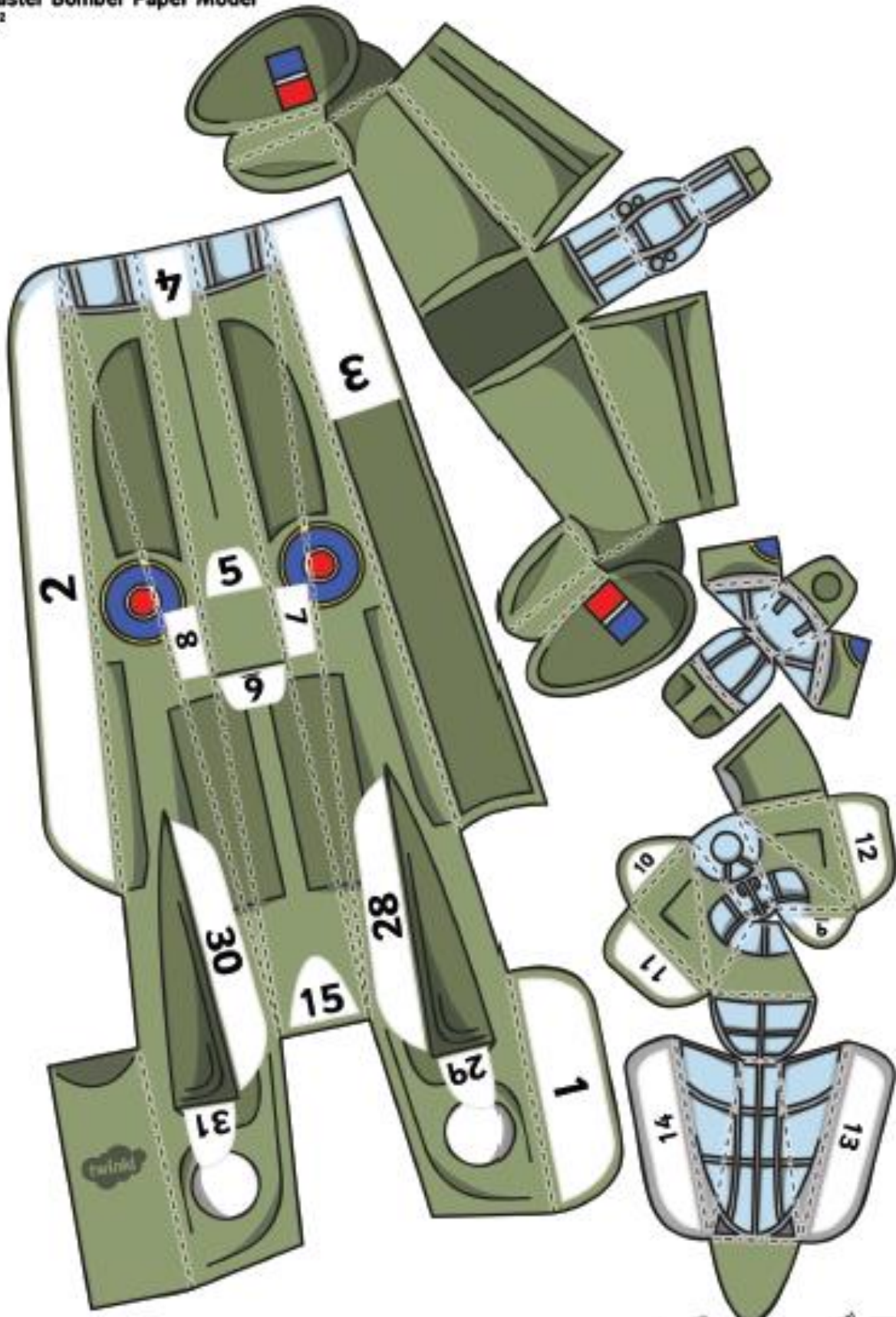
**Spitfire Paper Model**  
Page 2/2





**YEAR 6**

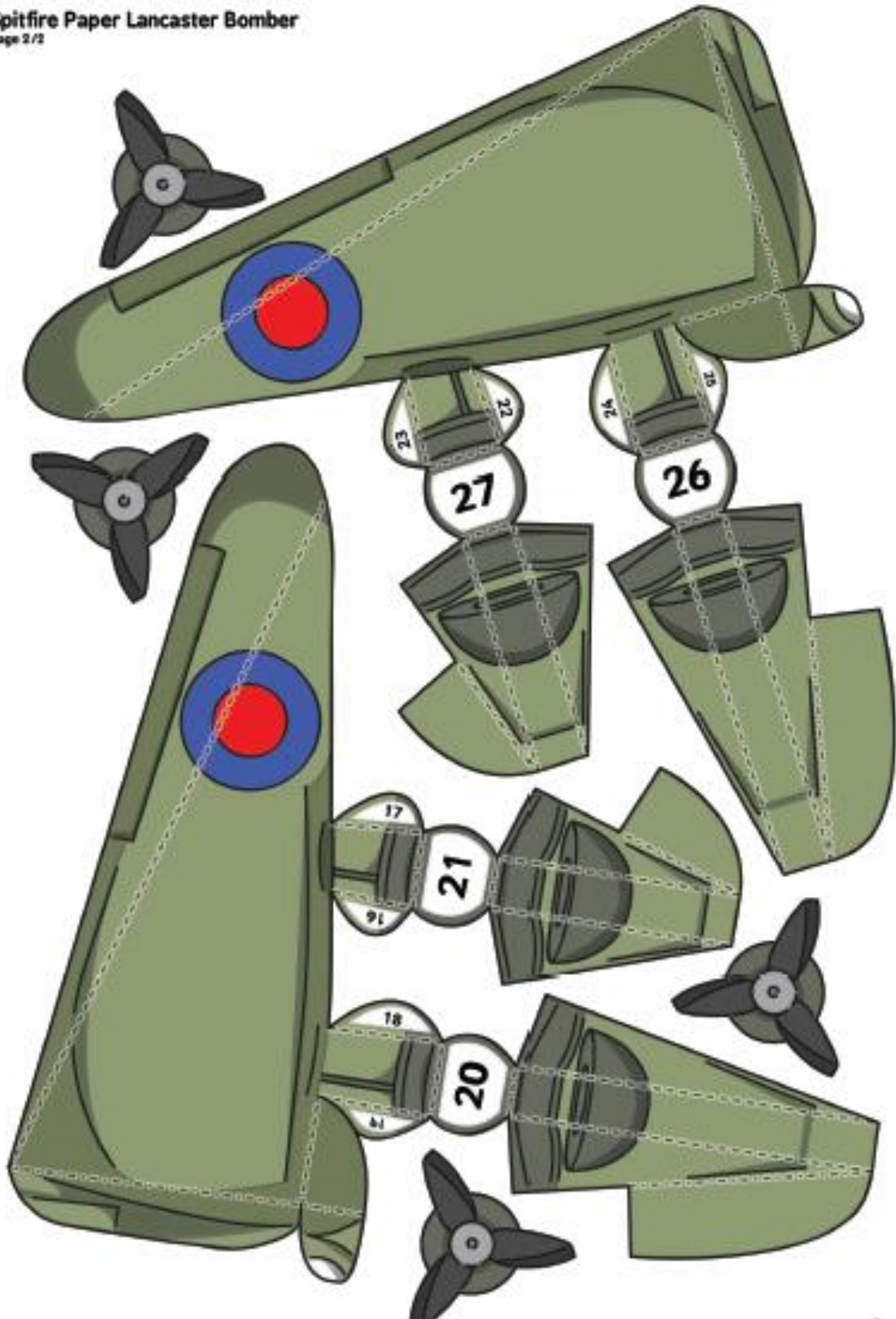
**Lancaster Bomber Paper Model**  
Page 1/2





**YEAR 6**

**Spitfire Paper Lancaster Bomber**  
Page 2/2





YEAR 6

## Morse Code Alphabet Chart



A	● —	B	— ● ● ●	C	— ● — ●	D	— ● ●
E	●	F	● ● — ●	G	— — ●	H	● ● ● ●
I	● ●	J	● — — —	K	— ● —	L	● — ● ●
M	— —	N	— ●	O	— — —	P	● — — ●
Q	— — ● —	R	● — ●	S	● ● ●	T	—
U	● ● —	V	● ● ● —	W	● — —	X	— ● ● —
Y	— ● — —	Z	— — ● ●	0	— — — —	1	● — — —
2	● ● — —	3	● ● ● —	4	● ● ● ● —	5	● ● ● ● ●
6	— ● ● ● ●	7	— — ● ● ●	8	— — — ● ●	9	— — — — ●


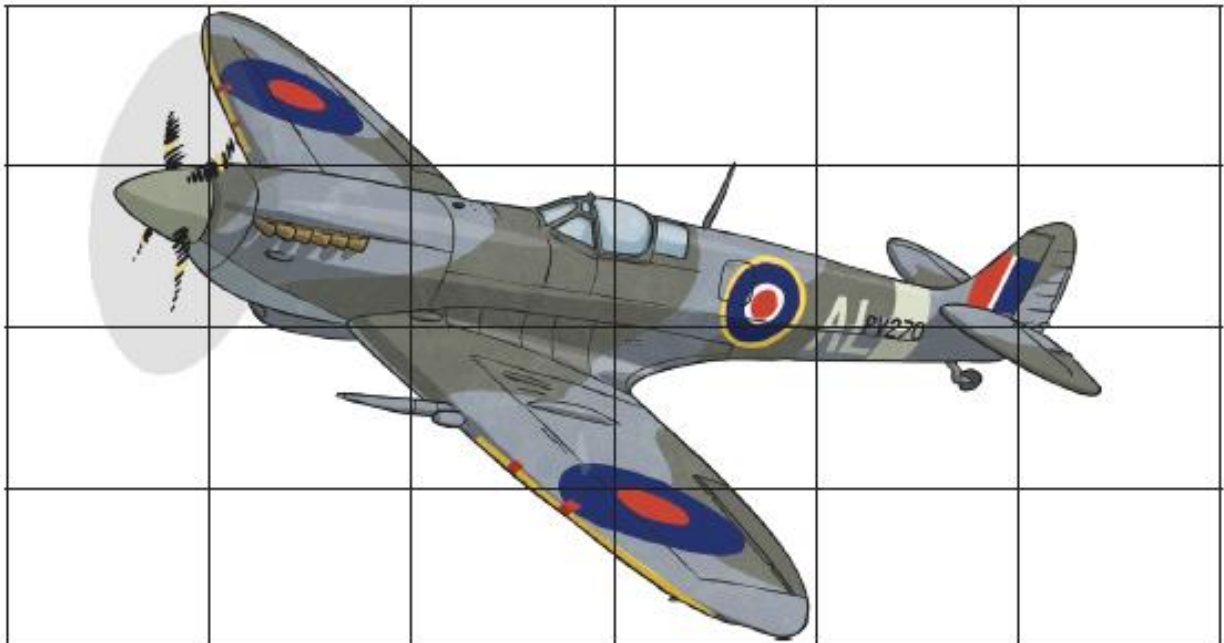


**YEAR 6**

# Drawing Second World War Aircraft

## Supermarine Spitfire Mark 1

Spitfires were mainly used in dogfights. This is a term used to describe the intense, close-range battle between small groups of aircraft in which pilots move and turn their planes quickly to avoid being shot down. The Spitfire was fast and agile, meaning pilots could manoeuvre their aircraft easily when fighting in the sky. It was such a good fighter plane, that it was used for several decades after the war ended.





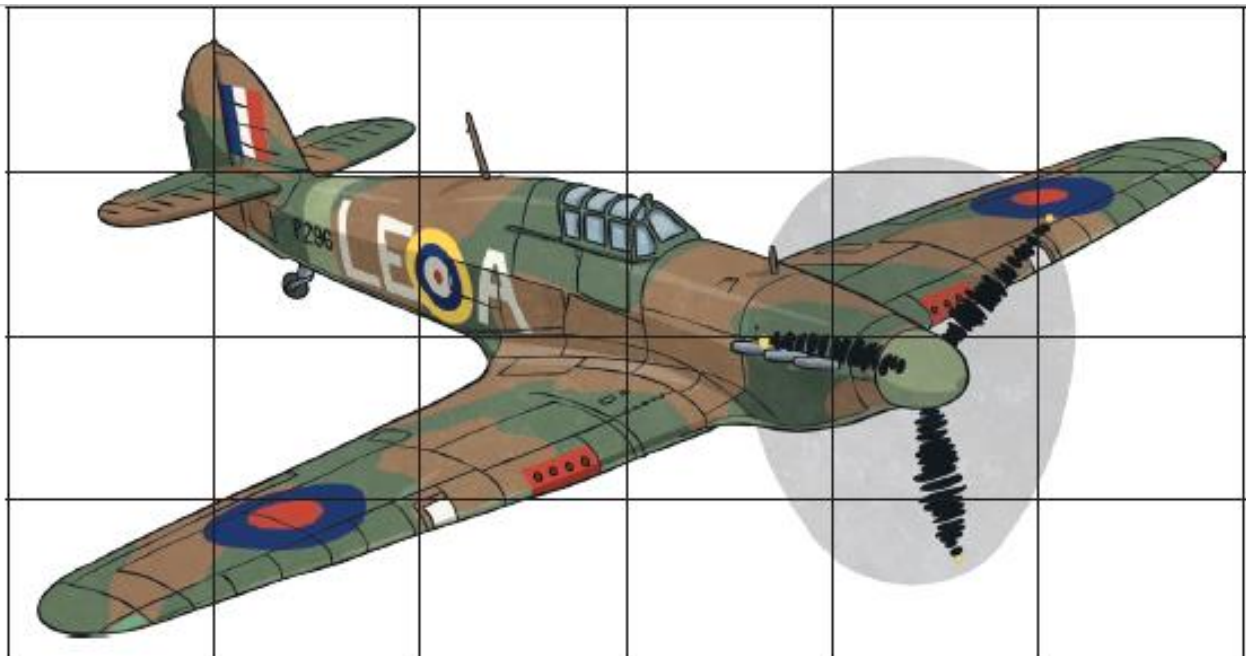


**YEAR 6**

# Drawing Second World War Aircraft

## Hawker Hurricane

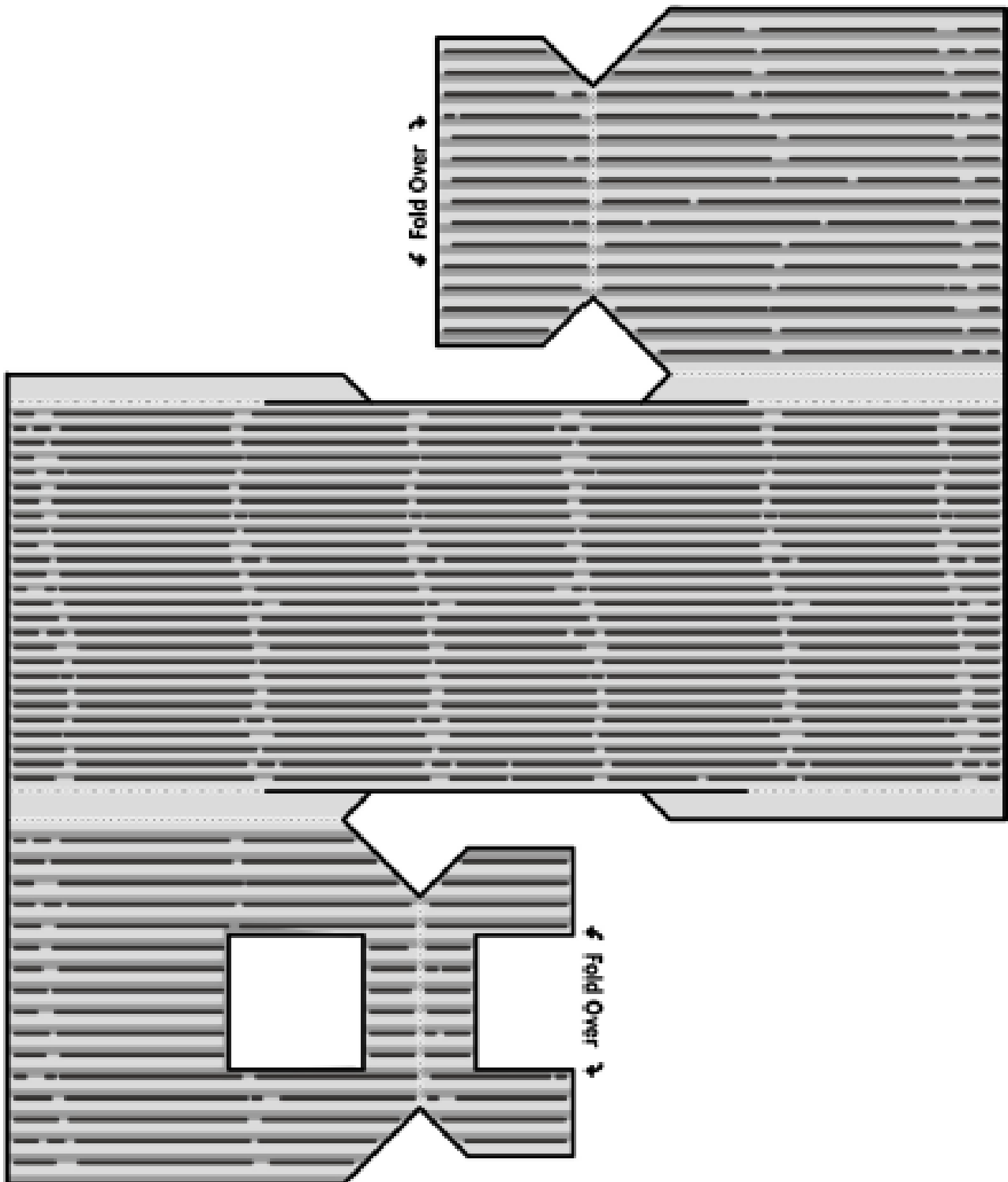
Many battles took place during the six years of the Second World War. Without a doubt, one of the most significant and momentous of these was the Battle of Britain. Whereas the Spitfire battled the German planes, the Hawker Hurricane shot them down.






**YEAR 6**

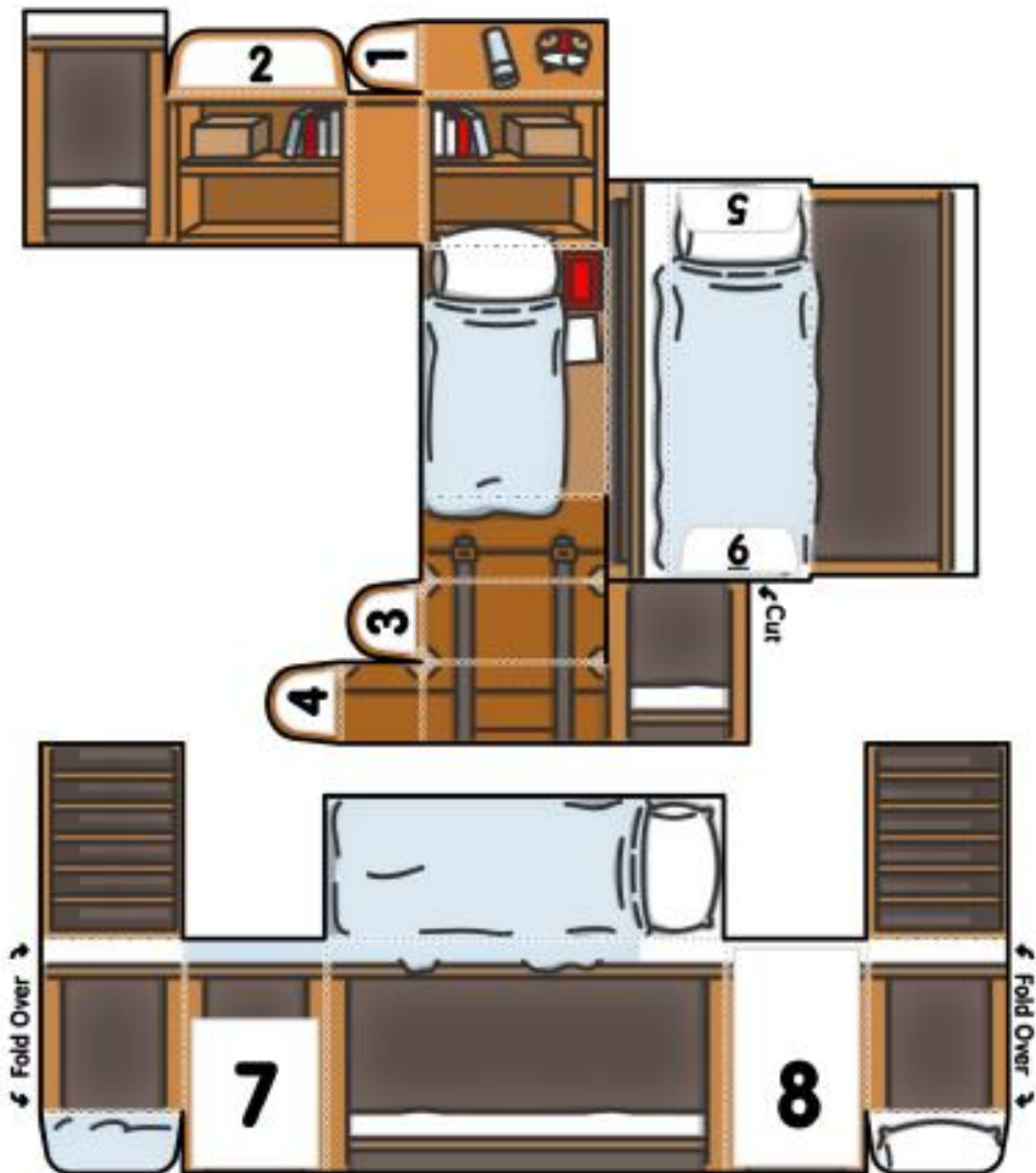
**Anderson Shelter Paper Model Diorama**  
Page 1/3 -Shelter





YEAR 6

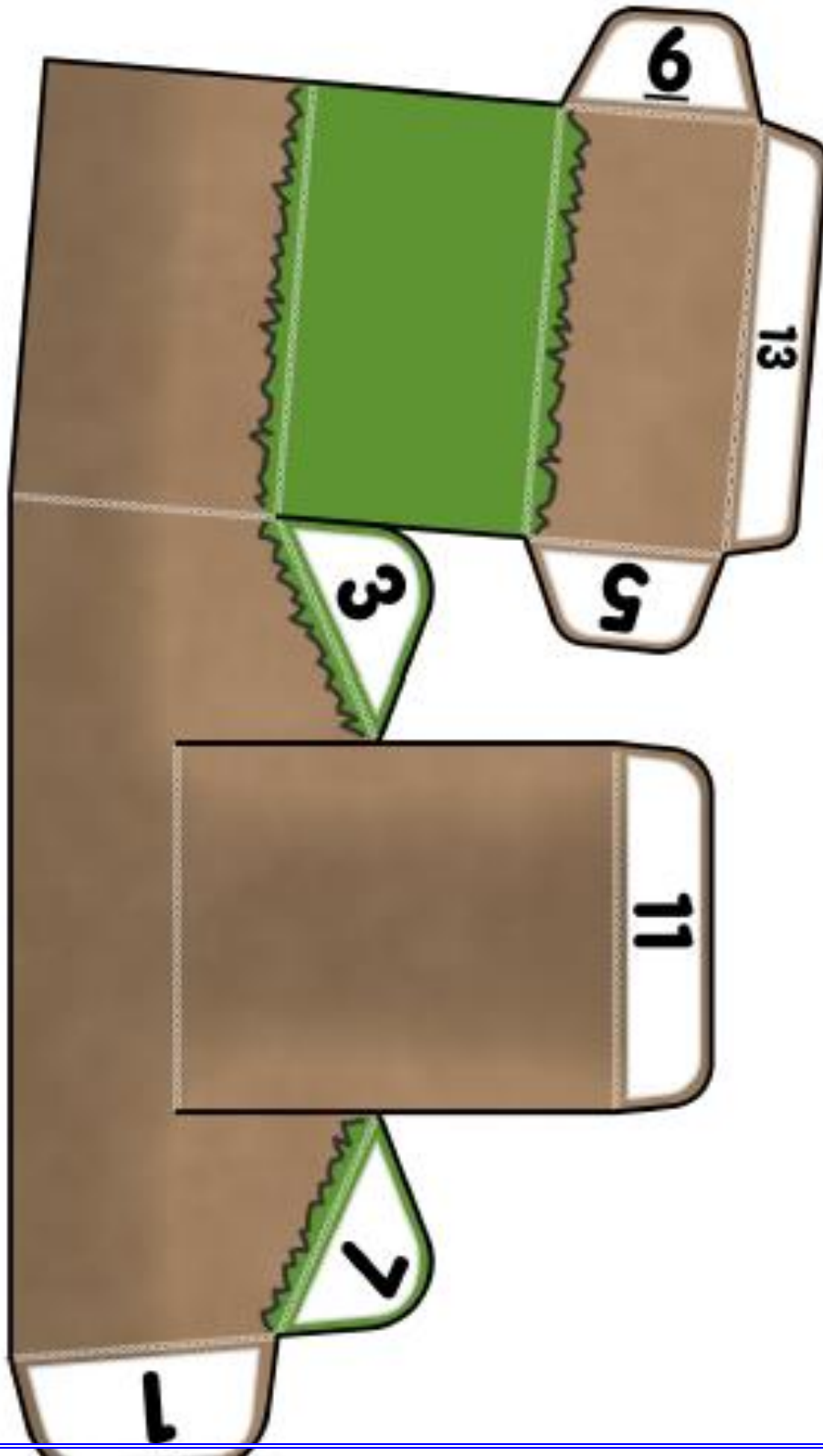
Anderson Shelter Paper Model Diorama  
Page 2 / 5 -insides





**YEAR 6**

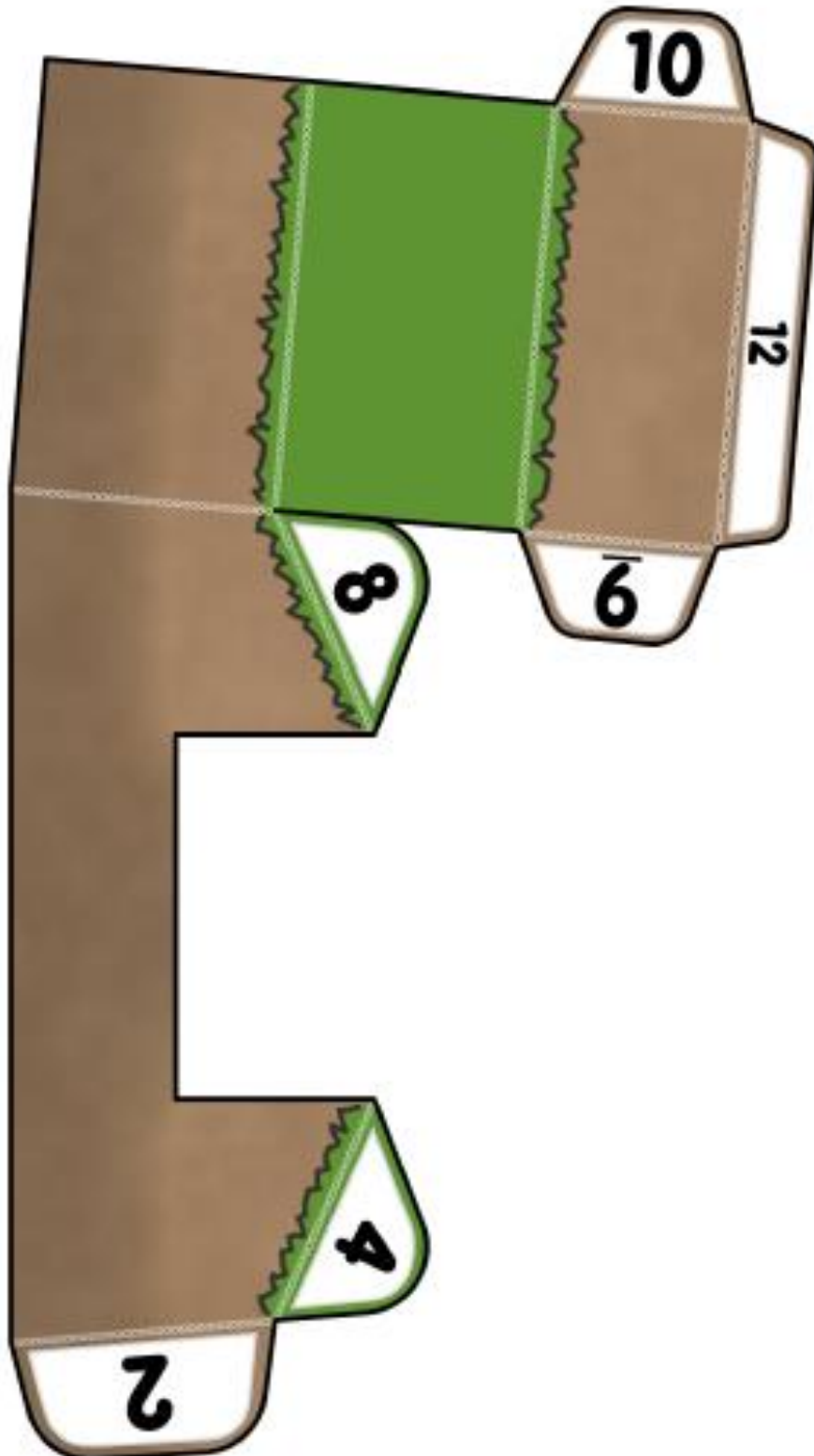
**Anderson Shelter Paper Model Diorama**  
Page 3/5 -Dug-Out Part A





**YEAR 6**

**Anderson Shelter Paper Model Diorama**  
Page 4/5 -Dug-Out Part B



**KIRTON PRIMARY SCHOOL**  
**TERM 2 NEWSLETTER 2024**



**YEAR 6**

**Anderson Shelter Paper Model Diorama**  
Page 5/5 -Dirt Cover

