







**Science Key knowledge to be transferred to long term memory**

As scientists we will learn about: Light and shadows		You will remember:
	<b>Opaque</b> objects do not let light pass through them. They reflect or absorb light.	In Year 2, you learnt that objects can be made from different materials such as wood, metal and glass.
	<b>Translucent</b> objects allow some light to pass through them but are not completely see-through.	In Year 2, you learnt that stained glass windows can sometimes be translucent.
	<b>Transparent</b> objects are clear and see-through. Clear glass and water are transparent materials.	In Year 2, you learnt that wood is not suitable for a window because it is not transparent.
	A shadow is a dark shape made when something blocks the light.	In Year 2, you learnt that something that blocks out the light is opaque.


Key Vocabulary		Home Learning
absorb	Soak up liquid	To learn more at home about light and shadow use the link below: <a href="#">Light and Shadow Link</a>
beam	A ray of light	
bright	Strong light.	
dim	A dull light.	
luminous	Shiny	
mirror	A smooth surface which forms a reflection.	
reflect	Light bouncing off a surface	
ultraviolet	Light waves that can be seen by insects but not people	

**Computing Key knowledge to be transferred to long term memory**


As computer operators we will learn: Touch Typing		You will remember:
	Posture is the correct way to sit at a computer. The correct posture for sitting at a computer is; bottom at back of the seat, both feet flat on the floor arms resting on the desk.	In Year 2, you learnt that you can type words using the letters on a keyboard.

Key Vocabulary		Home Learning
home row keys	Buttons that are pressed on a computer keyboard that are along the middle row.	<a href="#">Learn How To Touch Type</a> 
bottom row keys	Buttons that are pressed on a computer keyboard that are along the bottom row.	
space bar	The bar at the bottom of the keyboard that makes a space.	


**PSHE Key knowledge to be transferred to long term memory**

In PSHE, we will learn about: Online Safety		You will remember:
	You should never share personal details about yourself when you are online.	In Year 1, you learnt that passwords should not be shared with anyone else to keep you safe.


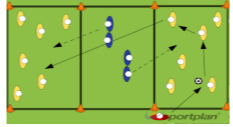
**Art and Design Key knowledge to be transferred to long term memory**

As artists we will learn about: Pre-historic Painting		You will remember:
	In prehistoric times, natural materials, such as charcoal, were used to draw and colour pictures.	In Year 2, you learnt different techniques to add texture to your drawing, such as hatching
Key Vocabulary		Home Learning
charcoal	A drawing material made from burnt wood	To learn more at home about prehistoric cave art use the link below: <a href="#">Prehistoric Art for Children Link</a>
prehistoric	The time before events were recorded	



**Music Key knowledge to be transferred to long term memory**

As musicians we will learn about: Playing in a Band		You will remember:
	Improvisation is music which is made up on the spot by one or more musicians.	In Year 2, you learnt a simple melody can be composed using different instruments.
Key Vocabulary		Home Learning
dynamics	The loudness or softness at which musicians play music.	You can learn more about improvising music at home use the link below: <a href="#">Improvising link</a>
tempo	The speed at which music is played.	
texture	The way different parts of music are played together.	


**PE Key knowledge to be transferred to long term memory**

As athletes we will learn about: stretching and curling, and making games		You will remember:
	Stretching, curling and arching are different ways we can create shapes with our bodies. These shapes can make a sequence.	In Year 2, you learnt that using different body heights and positions makes a sequence more interesting.
	Clear and fair rules are needed to play an invasion game against another team. An invasion game is where one team tries to enter the other team's territory.	In Year 2, you learnt that teams need to work together and communicate with each other.

**French Key knowledge to be transferred to long term memory**

As linguists we will learn about: Jeux et chansons (Games and songs)		You will remember:
	le scoubidou is material used in knotting craft. It originated in France and has become a popular activity.	In Term 1, you learnt that Je m'appelle... means My name is in English.
Key Vocabulary		Home Learning
Cache-cache	Hide and seek	 Je vais nager.
J'ai ...	I have...	
Je préfère...	I prefer...	

**RE Key knowledge to be transferred to long term memory**

In Religious Education, we will learn about: Christianity – God: What do people believe about God?		You will remember:
	There are different symbols in Christianity to represent God such as the dove (Holy Spirit) and water (purity). Holy Communion is a service where the sacrifice of Jesus is remembered with bread (to represent His body) and wine (to represent His blood).	In Term 1, you learnt that Christians believe the Holy Trinity is God the Father, Son and Holy Spirit.
Key Vocabulary		Home Learning
Communion	a service to show the togetherness of Christians and God.	To learn more at home about Holy Communion, click on this link. <a href="#">Douglas Talks</a>
Purity	Being without sin	