

KIRTON PRIMARY SCHOOL

TERM 3 NEWSLETTER 2024



Reception

January 2024

Dear Parents and Carers

We would like to welcome you back after the Christmas break. We hope you have enjoyed seeing in the New Year. The children have settled in again quickly and are already busy with their new learning.

Our Topic

Term 3: Toys

Children will be looking closely at how toys work, and comparing new and old toys. We will also be designing and making our own puppets. The children will be listening to stories about toy dinosaurs before learning facts about dinosaurs.

Maths and English

In maths lessons, children will continue to learn about number and shape. We will be learning how to estimate how many objects we can see, then count them to check. We will be learning how to use balance scales to compare weights of objects, and using the language of 'heavy' and 'light', putting objects in order from lightest to heaviest. We will also be learning the names of 3D shapes and discovering the properties of these.

Encourage your child to talk about shapes they can see in the environment and discuss their properties. For example, "I can see a tube of tin foil. It is the shape of a cylinder and has a curved face."

In English, we will be continuing to use our phonics to write sentences. We will be focusing on using capital letters, full stops and finger spaces between words. We will be supporting children to write and read back their written sentence to check it makes sense.

In order to support your child, you could encourage writing and reading sentences at home. Please encourage your child to hold their pencil at the bottom using two fingers and thumb in a pincer position

Encourage your child to read at home every day and ask them questions about what they are reading at every opportunity.

PE

Our PE days are Wednesday (Owlets and Chicks) and Friday (Eaglets). Please continue to ensure that your child has the appropriate PE kit. The children need plain black/navy shorts, a plain white t-shirt and trainers. Every item needs to be clearly labelled and in a bag that will remain in school every day. Kits will be taken home to be washed at the end of each term. No items should be taken home during the term.

Learning at home

As well as reading books we will continue to send home activities linked to what has been covered during the week at school. Look out for the house in your child's reading bag on a Friday. If these are returned they may get a special sticker!

Other information

Your child may bring a water bottle to school. Please ensure the bottle is clearly named and only contains water.

As we like to get outdoors a lot, please ensure your child has a pair of wellies and a waterproof coat in school at all times. You may wish to have a change of clothes in school as we sometimes like to get messy! Please ensure everything is clearly labelled with your child's name.

Important Dates

03.01.24 - First day of term 3
06.02.24 – Parents' Evening via face-to-face
07.02.24 – Parents' Evening via telephone
09.02.24 - Last day of term 3
19.02.24 - First day of term 4

Station Road, Kirton, Boston, Lincolnshire PE20 1HY

Tel: 01205 722236

Email: enquiries@kirton-boston.lincs.sch.uk



KIRTON PRIMARY SCHOOL

TERM 3 NEWSLETTER 2024



Reception

Yours sincerely


Miss Roxby Mrs Featherstone Miss Hollingworth

Reception Class Teachers

HOW YOU CAN SUPPORT YOUR CHILD'S LEARNING THIS TERM:

Key things that parents can do to support their child this term related to things they will be learning about:

- Work with your child to draw and label a picture of their favourite toy.
- Go on a muddy, welly walk. Compare shapes and note the sizes of footprints.
- Encourage your child to notice 3D shapes in their environment.
Talk to your child about the properties of the shapes. For example; faces, edges and vertices



Station Road, Kirton, Boston, Lincolnshire PE20 1HY

Tel: 01205 722236


Email: enquiries@kirton-boston.lincs.sch.uk



Reception

Communication and Language Activity

Collect five different toys from around your home. Choose one toy, without letting another person see. Can you describe the toy so they are able to guess what it is? You could tell them the shape of the toy, the colour of it or how it feels.



Phonics Activity

Can you read and write the tricky words? You could place the tricky words around your home or garden, or use them in a game. For example, you could write the tricky words outside on the ground and then read them when you land on them whilst playing hopscotch. You could write the tricky words on balls and then see how many tricky words you can read in one minute!

he she we me

be you all are

her was they my













Reception
Maths - Shape Pairs

Cut out the shape cards and place them face down on a surface. Take turns to turn over two cards. If the cards match you have a pair and can keep the set. Continue until all the cards have been won. Whoever has the most pairs is the winner.

Encourage your child to say the shape names as they turn them over.

Challenge: Can they describe the shapes?





Reception

