

KIRTON PRIMARY SCHOOL

TERM 3 NEWSLETTER 2025



RECEPTION

January 2025

Dear Parents and Carers

We would like to welcome you back after the Christmas break. We hope you have enjoyed seeing in the New Year. The children have settled in again quickly and are already busy with their new learning.

Our Topic

Term 3: Toys

Children will be looking closely at how toys work and comparing new and old toys. We will also be designing and making our own puppets. The children will be listening to stories about toy dinosaurs before learning facts about dinosaurs.

Look out for more information on ParentMail about bringing in your favourite toy!

Maths and English

In maths lessons, children will continue to learn about number and patterns. We will be learning how to subtract using part-part-whole models and number lines. We will also be learning how to create a repeated pattern and discuss them using shape and colour. Encourage your child to talk about shapes and patterns they can see in the environment and discuss their properties. For example, "I can see a black and white pattern on a zebra crossing!"

In English, we will be continuing to use our phonics to write sentences. We will be focusing on using capital letters, full stops and finger spaces between words. We will be supporting children to write and read back their written sentence to check it makes sense.

In order to support your child, you could encourage writing and reading sentences at home. Please encourage your child to hold their pencil at the bottom using two fingers and thumb in a pincer position.

Encourage your child to read at home every day and ask them questions about what they are reading at every opportunity.

PE

Our PE day is Friday morning. Please continue to ensure that your child has the appropriate PE kit. The children need plain black/navy shorts, a plain white t-shirt and trainers. Every item needs to be clearly labelled and in a bag that will remain in school every day. Kits will be taken home to be washed at the end of each term. No items should be taken home during the term.

Learning at home

Your child will continue to be given a reading book to read at home and at school. Please record any reading or sound tile practice you are doing with your child at home – we love to see what they have been up to, and they may get a special sticker!

Books are changed regularly to enable children to apply their learning to become highly competent readers.

Other information

Your child may bring a water bottle to school. Please ensure the bottle is clearly named and only contains water.

As we like to get outdoors a lot, please ensure your child has a pair of wellies and a waterproof coat in school at all times. You may wish to have a change of clothes in school as we sometimes like to get messy! Please ensure everything is clearly labelled with your child's name.

Important Dates

06.01.25 - First day of Term 3
11.02.25 - Parents' Evening (face-to-face appointments)
12.02.24 - Parents' Evening (telephone appointments)
14.02.25 - Last day of Term 3
24.02.25 - First day of Term 4

Yours sincerely

Miss Roxby Miss Lowe Miss Hollingworth
Reception Class Teachers

Station Road, Kirton, Boston, Lincolnshire PE20 1HY

Tel: 01205 722236

Email: enquiries@kirton-boston.lincs.sch.uk




RECEPTION

HOW YOU CAN SUPPORT YOUR CHILD'S LEARNING THIS TERM:

Key things that parents can do to support their child this term related to things they will be learning about:

- Work with your child to draw and label a picture of their favourite toy.
- Go on a muddy, welly walk. Compare shapes and note the sizes of footprints.
- Encourage your child to notice 3D shapes in their environment.
Talk to your child about the properties of the shapes. For example; faces, edges and vertices






RECEPTION

Communication and Language Activity

Collect five different toys from around your home. Choose one toy, without letting another person see. Can you describe the toy so they are able to guess what it is? You could tell them the shape of the toy, the colour of it or how it feels.



Phonics Activity

Can you read and write the tricky words? You could place the tricky words around your home or garden, or use them in a game. For example, you could write the tricky words outside on the ground and then read them when you land on them whilst playing hopscotch. You could write the tricky words on balls and then see how many tricky words you can read in one minute!

he she we me

be you all are

her was they my



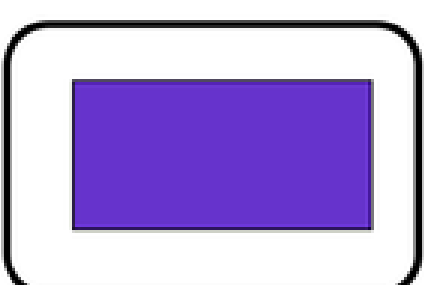









RECEPTION
Maths - Shape Pairs

Cut out the shape cards and place them face down on a surface. Take turns to turn over two cards. If the cards match you have a pair and can keep the set. Continue until all the cards have been won. Whoever has the most pairs is the winner.

Encourage your child to say the shape names as they turn them over.

Challenge: Can they describe the shapes?





RECEPTION

