

KIRTON PRIMARY SCHOOL

TERM 2 NEWSLETTER 2024



RECEPTION

November 2024

Dear Parents and Carers

We would like to welcome you back after the break. The children have settled in again quickly and are already busy with their new learning.

Our Topic

Term 2: Celebrations and Festivals

Our children will explore a variety of different Celebrations and Festivals such as Bonfire night, Diwali, birthdays, weddings and Christmas.

Maths and English

In maths lessons, children will be continuing to learn about number and shape. They will be counting to 20, counting objects to 20 and forming numbers between 1-20. They will also be exploring 2D and 3D shapes.

In order to support your child, you could help them to count everyday objects around them. For example, *How many red cars have you got? How many blue cars have you got? How many cars have you got altogether?* Encourage your child to talk about shapes they can see in the environment and discuss their properties. For example, *I can see a circle on that road sign. It has no corners.*

In English, we will be continuing to learn how to write words and be beginning to write sentences.

In order to support your child, you could encourage writing and drawing at home. For example, writing shopping lists, writing their name, drawing and labelling a picture. Please encourage your child to hold their pencil at the bottom using their two fingers and thumb.

Encourage your child to read at home every day and ask them questions about what they are reading at every opportunity.

PE

Our PE day is Friday.

Please ensure that your child has the appropriate PE kit. For indoor PE, the children need plain black/navy shorts and a plain white t-shirt. Every item needs to be clearly labelled and in a bag that will remain in school every day. Kits will be taken home to be washed at the end of each term. No items should be taken home during the term.

Phonics

Phonics is how we teach the children to read and spell words. We will learn new sounds each week. You will receive flashcards of the sounds as we learn them. Please look at these alongside your child's reading book at home.

Your child may bring a water bottle to school. Please ensure the bottle is clearly named and only contains water.

As we like to get outdoors a lot, please ensure your child has a pair of wellies and a waterproof coat in school at all times. You may wish to have a change of clothes in school as we sometimes like to get messy! Please ensure everything is clearly labelled with your child's name.

KIRTON PRIMARY SCHOOL

TERM 2 NEWSLETTER 2024



RECEPTION

HOW YOU CAN SUPPORT YOUR CHILD'S LEARNING THIS TERM:

Key things that parents can do to support their child this term related to things they will be learning about:

- Share some photographs at home with your child of a special time of celebration for you. For example, a wedding.
- Visit the park with your child. Hunt for natural objects, for example, sticks, leaves and stones. Challenge your child to count how many they have found.
- Learn to sing the alphabet with your child.

Important Dates

04.11.24 - First day of term 2
10.12.24 - Reception Christmas Performance 2pm
18.12.24 - Children's Christmas dinner
20.12.24 - Craft day
20.12.24 - Final day of Term 2
06.01.25 - First day of Term 3

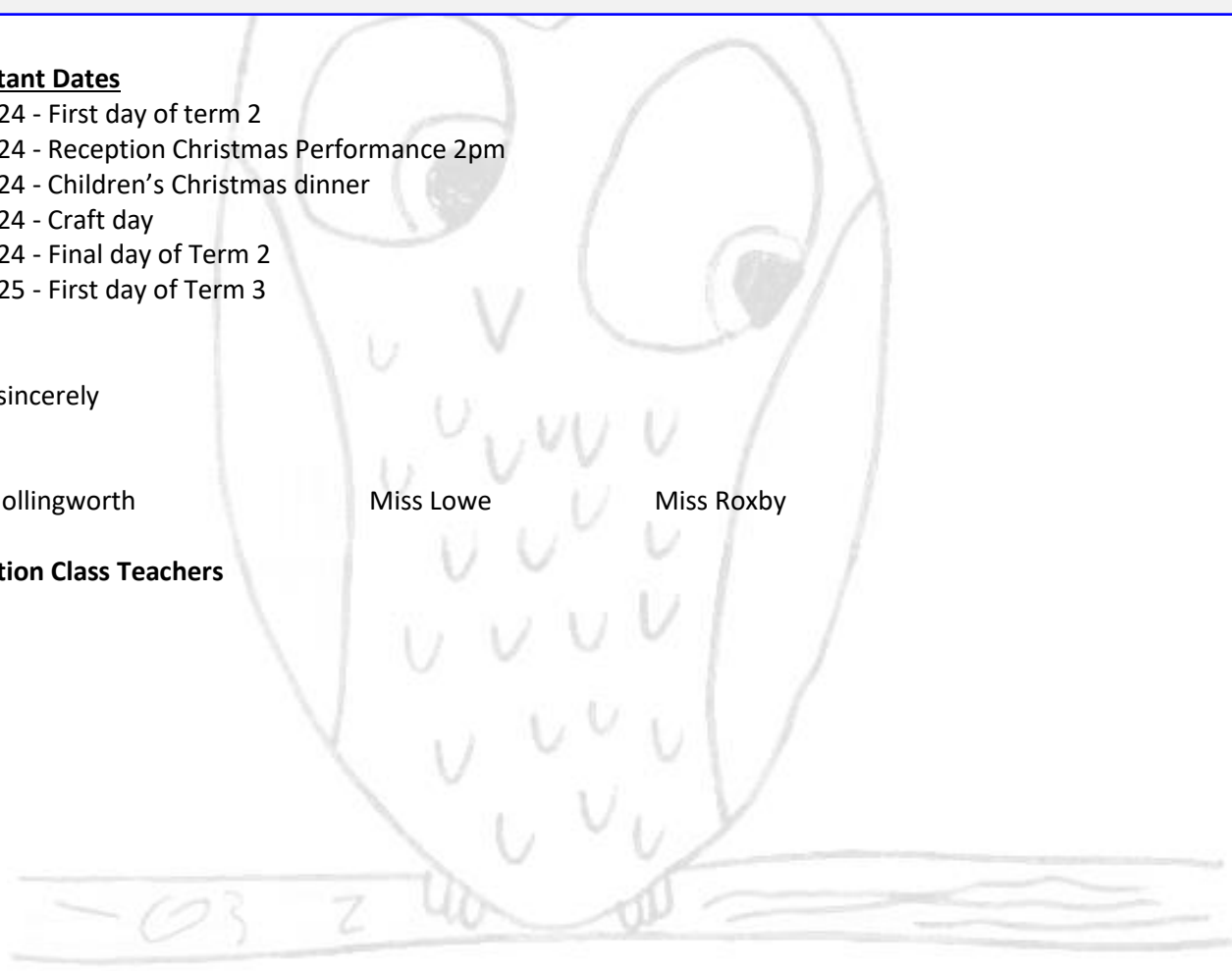
Yours sincerely

Miss Hollingworth

Miss Lowe

Miss Roxby

Reception Class Teachers





RECEPTION

Make a birthday card.

Use any materials in your house to make a birthday card for our class puppet Louis.



You could use...

Paper



Pens



Sequins





RECEPTION

























































Toothbrushing

Record each time you brush your teeth. Colour in the sun each day when you brush in the morning and the moon each night for brushing in the evening. Well done if you complete the chart for 4 whole weeks!



I BRUSHED MY TEETH



	WEEK 1	WEEK 2	WEEK 3	WEEK 4
Monday	 	 	 	 
Tuesday	 	 	 	 
Wednesday	 	 	 	 
Thursday	 	 	 	 
Friday	 	 	 	 
Saturday	 	 	 	 
Sunday	 	 	 	 



RECEPTION

Making numbers

Using natural objects such as sticks, pinecones, petals, and leaves, can you make the numbers 1-10? Below are some examples to give you some ideas.

