

# KIRTON PRIMARY SCHOOL

## TERM 4 NEWSLETTER 2024



### Nursery

February 2024

Dear Parents and Carers

Welcome back to Term 4. We hope that you have all enjoyed the half-term break.

#### Our Theme

The theme this term is 'How Things Work'. Children will learn about different materials and the forces that are all around them. They will explore the effect that magnets and water can have on a variety of everyday objects and materials.

They will be learning about the world around them, exploring different forms of transport and creating their own moving vehicles. At the end of term, the children will also explore the historical theme of toys in the past. They will look at the similarities and differences of toys in the past and toys now. Later in the term, we would also like to invite you into Nursery to stay and play with a selection of games from the past and present.

Here are some of the books we will be reading this term:



#### Phonics

This term we will begin introducing letters s, a, t, p, i, n. These letters and more importantly the sound they make, appear in many simple words. When the letters are put together, they can be blended and segmented supporting children with the early reading and writing of simple words. For example, sat, sit, pan, pat, ant, sap etc.

Children are taught 'pure sounds'. This means that rather than saying 'suh', 'tuh', 'ah'. We say the sound softly such as 'sss', 'ttt', 'aaa'. The children are able to hear and say a word when they need to blend sounds together. s-a-t rather than 'suh-ah-tuh'

#### Reminders

**Please can you ensure that all your child's clothes, bags, and water bottles are named.** Many children have the same clothes and water bottles. Unlabelled items can cause disagreements and upset among the group.

#### Healthy Snacks

Children are provided with a piece of fruit or vegetable, which are offered either during a snack time session. e.g. apple, carrot, orange, banana. They are also provided with a carton of milk. If your child is attending all day, then a piece of fruit can be brought in for the afternoon session. Please could we politely ask that no other snacks are brought into Nursery, to ensure that we can monitor children with any specific dietary requirements and promote healthy eating habits.

#### Lending Library

This term, each child will be given the opportunity to choose a book to take home to share with you at home. Please try to find the time to read, reread and discuss the book your child brings home so they are able to talk about it at nursery. Enjoy talking about the characters, explore details in the illustrations and think of alternative endings. Books should be brought in to be changed every week on Tuesday or Wednesday.

#### Important Dates

- 19.02.24 – First day of term 4
- 07.03.24 – World Book Day
- 15.03.24 – Comic Relief (more information to follow)
- 27.03.24 – Stay and Play (Games Past and Present)
- 28.03.24 – Last day of term 4
- 15.04.24 – First day of term 5

Yours sincerely

Ms Reynolds  
Nursery Teacher











**Nursery**

**Home Learning**

Find some objects around the house and put them in a bowl of water. You do not have to use the objects below. Which objects float and which objects sink?

# Float or Sink





| Objects   | Float<br> | Sink<br> |
|---|--|---|
| <br>coin           |  |   |
| <br>pencil       |  |   |
| <br>cotton ball  |  |   |
| <br>crayon       |  |   |
| <br>rubber band  |  |   |
| <br>wooden stick |  |   |



Nursery

# Different Materials Hunt

Make a mark in the correct box each time you find something made from plastic, metal, wood or glass.

|  | Make a mark here each time you find an object. |
|--|--|
| <p><b>Plastic</b></p>  |  |
| <p><b>Metal</b></p>   |  |
| <p><b>Wood</b></p>    |  |
| <p><b>Glass</b></p>   |  |



**Nursery**

**Can you design a house to build? What materials will you use?**

A large blue grid for drawing a house design. The grid is 20 squares wide and 30 squares high.

Name: \_\_\_\_\_

**My Building Design**

This is a: \_\_\_\_\_