

Parental Controls: A brief introduction

While being online can be hugely positive for everyone, especially our children, many parents and carers worry about how best to manage their safety. Issues around content and screen time are frequently reported with 40% of parents/carers reporting that they struggled to control their screen time.

To help, here is a brief introduction to some common features available to help support you and your child when they engage with content in the virtual world.



Family Link

Google Family Link

Family link is a Google app you can install on Android smartphones and tablets to help manage what your children can access and do—all you need is a Google account.

- ◆ Set screen time limits and view them remotely.
- ◆ Approve or block apps they want to download.
- ◆ Use Google maps to see where they go.
- ◆ Manage their privacy on Google devices.

The app is free in the Google Play and Apple App Store.




Family Sharing

Family Sharing

Family Sharing app allows families to share access to Apple services for adults and children of all ages. This includes access to iCloud storage online, Apple TV, Apple Music and to manage purchases and downloads.

- ◆ Set screen time limits for apps.
- ◆ See where devices are through 'Find My.'
- ◆ App downloads and purchases need approval.
- ◆ Manage content and privacy for each user.

The app is free in the Apple App Store.



Family Pairing

TikTok Family Pairing will allow you to manage some elements of what your teenagers can see and do when they use the app—all you need is a TikTok account.

Once you link the accounts together, you can:

- Limit access to inappropriate content.
- Manage screentime on the app.
- Control who can add or message them.

To set it up, go through the menu at the top of your profile and click on 'Settings and Privacy'—you will find Family Pairing. Choose Parent then follow the steps.



Family Centre

Snapchat Family Centre allows parents to see who your teenagers are talking to through the Snapchat app - all you need is to have a Snapchat account and link your app to your teenagers.

- See which friends they have sent messages to in the last 7 days— **You cannot see the contents of messages or Snaps.**
- See who they are friends with.
- Restrict some content they may see in Stories

Family Centre can be found under 'Privacy Controls' in settings.

Online Safety with Dan



Xbox Family Settings App

This free app will let you:

- ◆ Set limits and view screen time.
- ◆ Manage who they can communicate with online.
- ◆ Control purchases online and content accessible.

You can also set parental controls on the console itself by visiting 'Settings' and 'Online Safety.'




Playstation Parental Controls

The parental controls will allow you to

- ◆ Set limits and view screen time.
- ◆ Manage who they can play with online.
- ◆ Control purchases online and content accessible.

You can set them on the console through 'Settings' then 'Family and Parental Controls.'



Roblox Parental Controls

You can enable Account Restrictions to:

- ◆ Turn off the chat feature and stop users sending them any messages.
- ◆ Limit the games to ones suitable for all age groups.
- ◆ Chat filters are already built in!

Go to 'Settings' then 'Privacy' and look for 'Account Restrictions.'



Nintendo Switch Parental Controls App

This free app will let you:

- ◆ Set limits and view screen time.
- ◆ Manage who they can communicate with online.
- ◆ Control purchases online and content accessible.

You can also set parental controls on the console itself by visiting 'System Settings' then 'Parental Controls.'




YouTube Restricted Mode

Reduces the likelihood of them seeing age inappropriate content.

Can be set on the app, on consoles and on Smart TVs by visiting the 'Settings' or through the Family Link app.

YouTube also have an app just for children which is free to download. We highly recommend using YouTube Kids!



Streaming Services

All entertainment services allow you to create a child friendly account—Create a user just for them and set it to a child account to make sure they are only able to watch age appropriate content.